


# Keeping the Lead:

## *Understanding and Addressing Social Drivers of Health (SDoH) in Kentucky*



# Who We Are:

---



**Billie Delauder, DNP, MSN, RN**

- 37 years of nursing experience
- 17 years in quality as a PI Supervisor & Clinical Abstraction Specialist



**Shafrin Choudhury, M.P.H.**

- Quality Improvement Data Analyst since 2021
- Over 5 years of experience working with healthcare data



**Maik Schutze, M.H.S.**

- Director, Health Information & Analytics
- Started at KHA on February 14, 2022 (Valentine's Day)
- 17 years of experience in data science and related fields

# What to Expect:

---

Type in your question(s) and comments in the chat as we go, and we will address those questions and comments at certain places within the presentation as well as address them at the end.

# Social Determinants or Social Drivers?

---

## First...

### Is it “Determinants” or “Drivers”?

- Social Needs
- Social Risks
- Social Barriers

### Why “Drivers”?

- More accurate when describing areas that affect a person's health:
- Health care
- Housing
- Access to healthy food
- Access to transportation

# Defining and Explaining...

---

## **The Centers for Medicare and Medicaid Services (CMS):**

“SDoH are the conditions in the environment where people are born, live, learn, work, play, worship, and age that affect a wide range of health, functioning, and quality-of-life outcomes and risks”.

Reference: The Centers for Medicare and Medicaid Services. (2023, December 18). *CMS Framework for Health Equity*. CMS.gov. <https://www.cms.gov/priorities/health-equity/minority-health/equity-programs/framework>

# Defining and Explaining...

---

**SOCIAL DETERMINANTS (Drivers) OF HEALTH** are the principal influences in society that impact a person's health.

These can include:

- Secure employment
- A healthy environment
- Safe neighborhoods
- Food security
- Access to all-inclusive, quality healthcare.
- Access to transportation.
- Quality education.
- Access to a strong social support system.

# How Would You Explain SDoH?

---

Let's open up the chat...

**OR**

take yourself off mute...

How would you explain or describe SDoHs?

# Defining and Explaining...

---

## Let's explain this simply...

The SDoHs are all the varying factors that can affect a person's health and wellness.



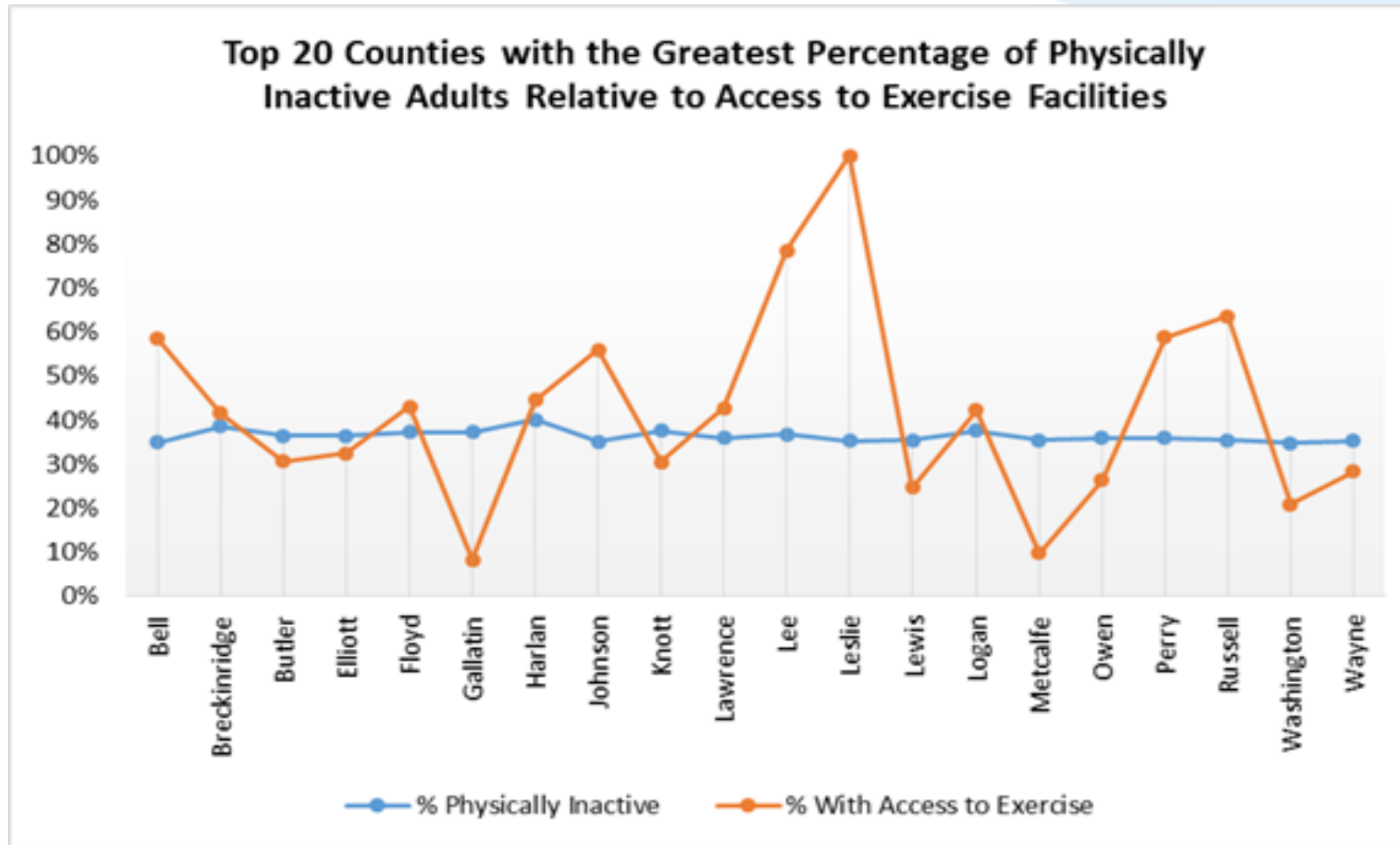
# FYI...

---

- SDoH are thought to impact 80% of overall health.
- SDoH are increasingly recognized as key factors in addressing health outcomes.
- According to CMS, despite the extensive acceptance of the connection that SDoH has with healthcare outcomes, over two-thirds of hospitals **across the country** still do not screen for social risk factors that show individual-level SDoHs.

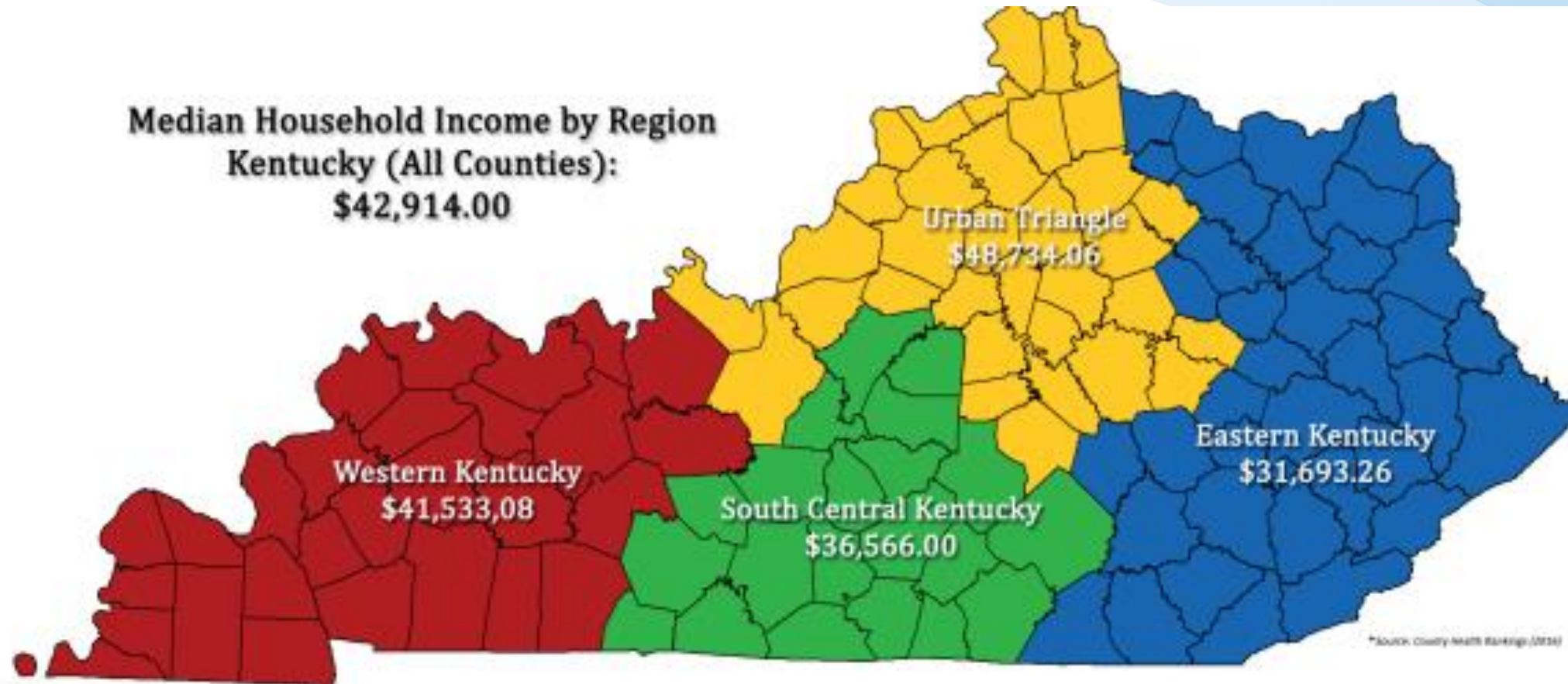
Reference: The Centers for Medicare and Medicaid Services. (2023, December). *The AHC health-related social needs screening tool*. The Accountable Health Communities Health-Related Social Needs Screening Tool  
<https://www.cms.gov/priorities/innovation/files/worksheets/ahcm-screeningtool.pdf>

# How About Kentucky?



Visual Reference: UK Center for Business and Economic Research. (2024). *Center for Business and Economic Research*. Center for Business and Economic Research. <https://cber.uky.edu/social-determinants-health>

# How About Kentucky?



1. UK Center for Business and Economic Research. (2024). *Center for Business and Economic Research*. Center for Business and Economic Research. <https://cber.uky.edu/social-determinants-health>

# Kentucky's Contributing Factors...

---

## Commonwealth Behavioral Risks That Contribute

### To Poor Health Outcomes (2022):

- 21.4% of adults smoke cigarettes.
- 30.6% No physical activity in a 30-day period.

Reference: KY\_Caid\_Prov\_Social\_Determinants\_of\_Health\_SDOH\_Eng\_2023\_R.pdf

# 21.4% of Adults Smoke Cigarettes in KY

- Key Diseases
  - COPD
  - Asthma
  - Cancer
  - Cardiac Disease
  - Wound healing
- Family Detriment
  - Learned behaviors for children
  - Secondhand smoke exposure
  - Decreased longevity
- Financial Impact
  - Costs of cigarettes
  - Management of chronic diseases
  - Key cash crop tied to negative health outcomes

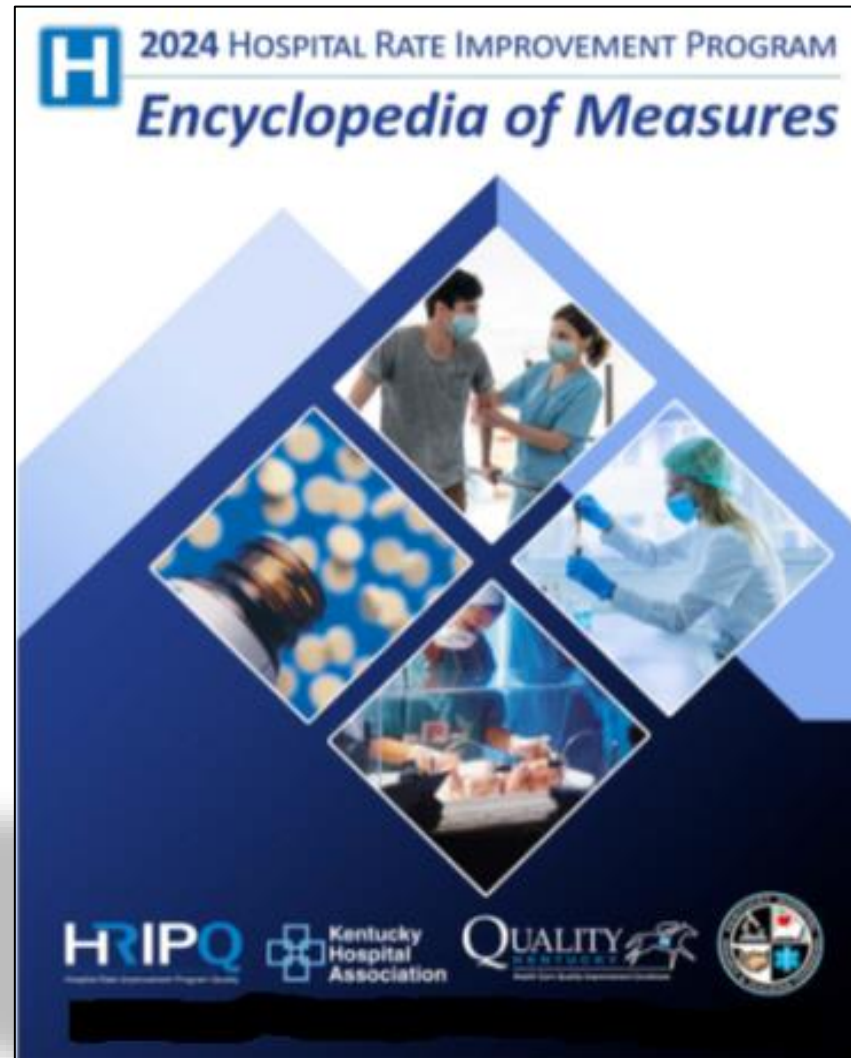
# Let's Talk...

---

How has SDoH affected:

- Your families/friends?
- Community?
- Hospital?

# The KHA, HRIP & SDoH



# Kentucky is in the Lead...

---

How do we know?

- Alliant Health Solutions
- IPRO HQIC
- Other State Hospital Associations are asking **US** how we are doing it!



# How Do We Start to Help...

---

Treating a patient from a holistic viewpoint for health & well-being:

- Physical
- Mental
- Emotional
- Spiritual
- Social
- Religious beliefs

“We Can Only Help If We Know About It”

# CMS or Kynect Screening Tools:

---

*The CMS 26 Question Screening Tool can be found here:*

[The AHC Health-Related Social Needs Screening Tool \(cms.gov\)](#)

*The Kynect Screening Tool can be found here:*

[Benefit Eligibility Screening Tool | kynect Benefits and kbQRGPrescreeningTool.pdf \(ky.gov\)](#)



# Now, the data...

---

**Shafrin Choudhury, M.P.H.**

Kentucky Hospital Association (KHA)

Quality Improvement Data Analyst

[schoudhury@kyha.com](mailto:schoudhury@kyha.com)

# Social Determinants of Health Health-Related Social Needs Screening Tool

## Measure Description:

To further develop health and well-being in individuals and communities in Kentucky, the utilization of Social Health Determinant Screening will prioritize healthcare access and quality of health services.

### Hospital Rate Improvement Program Social Determinants of Health Screening Questions

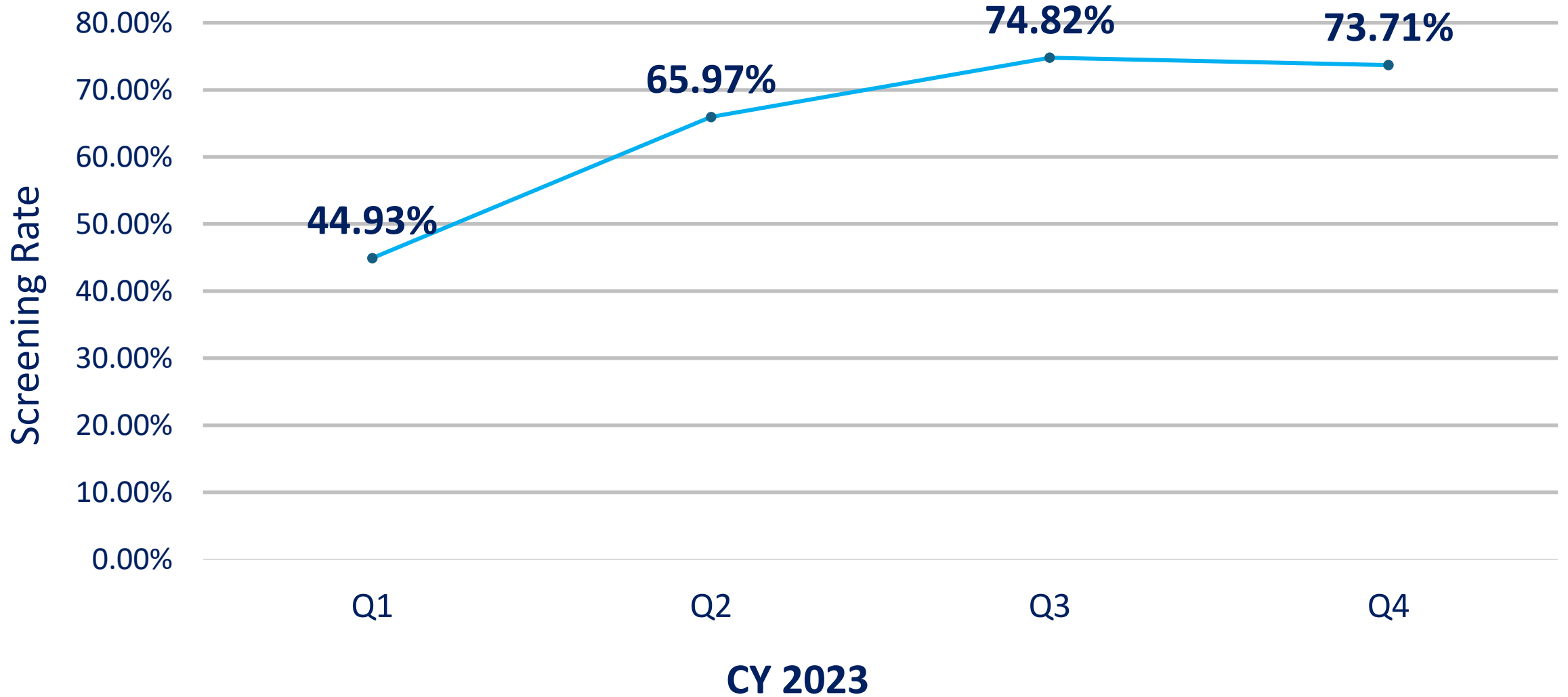
*(Must complete the following questions)*

1. Housing (CMS Question #1)
2. Utilities (CMS Question #6)
3. Employment (CMS #12)
4. Income (CMS Question #11)
5. Food (CMS Question #3)
6. Physical Activity (CMS #17)
7. Education (CMS #15)
8. Transportation (CMS #5)
9. Mental Health (CMS #23)
10. Substance Use (CMS #19)
11. Safety (CMS #7)
12. Care of Elderly and/or the Disabled (CMS #25)
13. Basic Daily Needs (CMS Question #2)
14. Social Connections and Friendships (CMS #13)

*Hospitals can add "Patient Refused" or "Patient Declined" or "Patient Unable to Respond" to each of the SDOH questions*

# SDOH Screening Rate for CY 2023

## KY-HRIP



<b>KY state</b>	<b>Quarter 1</b>	<b>Quarter 2</b>	<b>Quarter 3</b>	<b>Quarter 4</b>
	Rate	Rate	Rate	Rate
	<b>44.93%</b>	<b>65.97%</b>	<b>74.82%</b>	<b>73.71%</b>
01 - Purchase ADD	24.23%	59.58%	73.66%	76.00%
02 - Pennyryle ADD	10.18%	48.90%	62.97%	42.23%
03 - Green River ADD	48.13%	68.72%	76.54%	72.31%
04 - Barren River ADD	78.54%	82.49%	83.20%	81.68%
05 - Lincoln Trail ADD	43.62%	68.65%	71.80%	79.51%
06 - Kentuckiana ADD	44.70%	71.64%	77.92%	73.39%
07 - Northern Kentucky ADD	52.62%	77.49%	89.39%	89.27%
08 - Buffalo Trace ADD	38.05%	45.63%	85.57%	85.29%
09 - Gateway ADD	67.03%	74.01%	78.06%	79.04%
10 - FIVCO ADD	*	*	*	*
11 - Big Sandy ADD	8.49%	24.32%	29.01%	33.74%
12 - Kentucky River ADD	11.11%	52.59%	82.29%	82.78%
13 - Cumberland Valley ADD	33.08%	68.50%	76.91%	77.66%
14 - Lake Cumberland ADD	44.00%	56.08%	65.60%	66.97%
15 - Bluegrass	47.36%	64.94%	77.40%	81.19%



# And even more data...

---

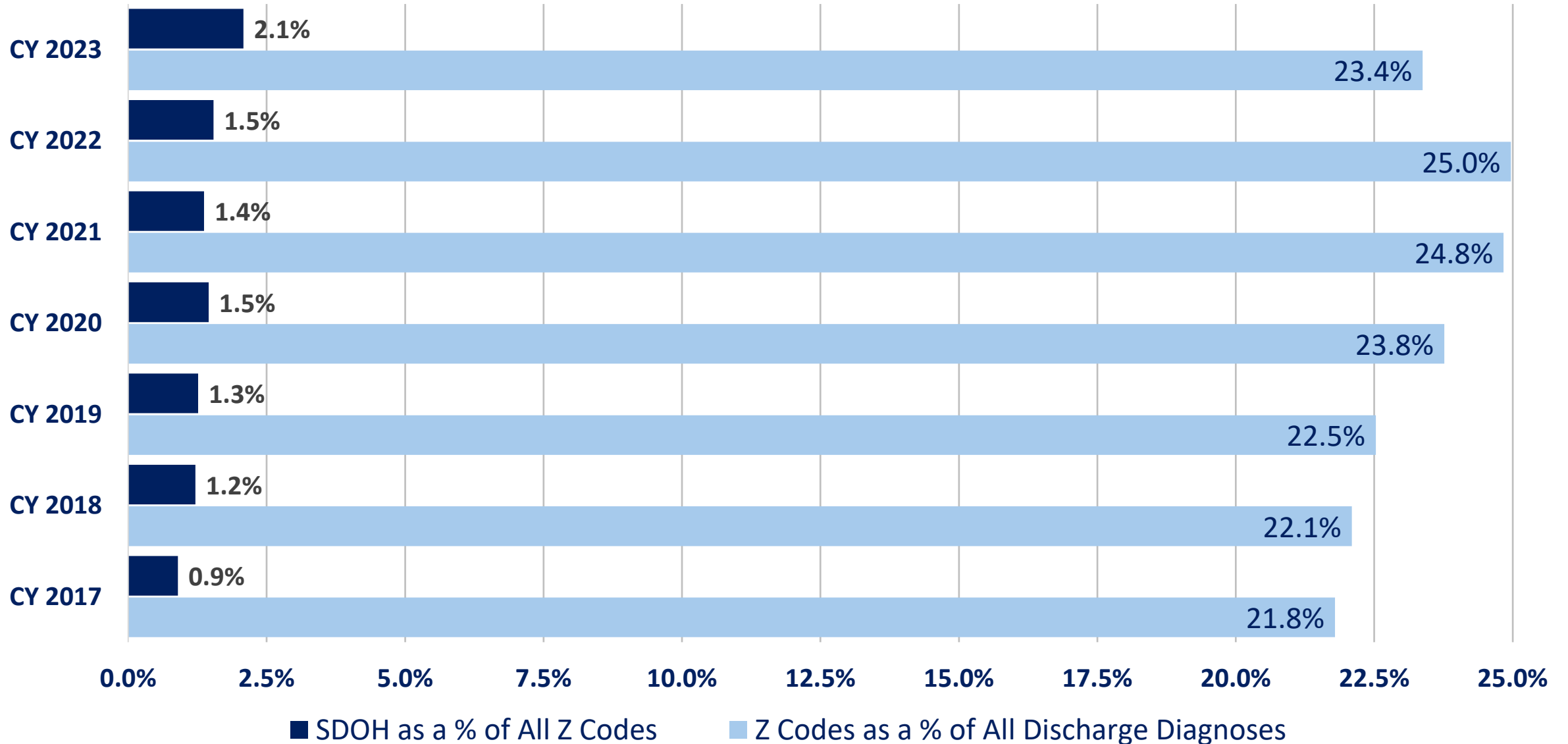
**Maik Schutze, M.H.S.**

Kentucky Hospital Association (KHA)

Director, Health Information & Analytics

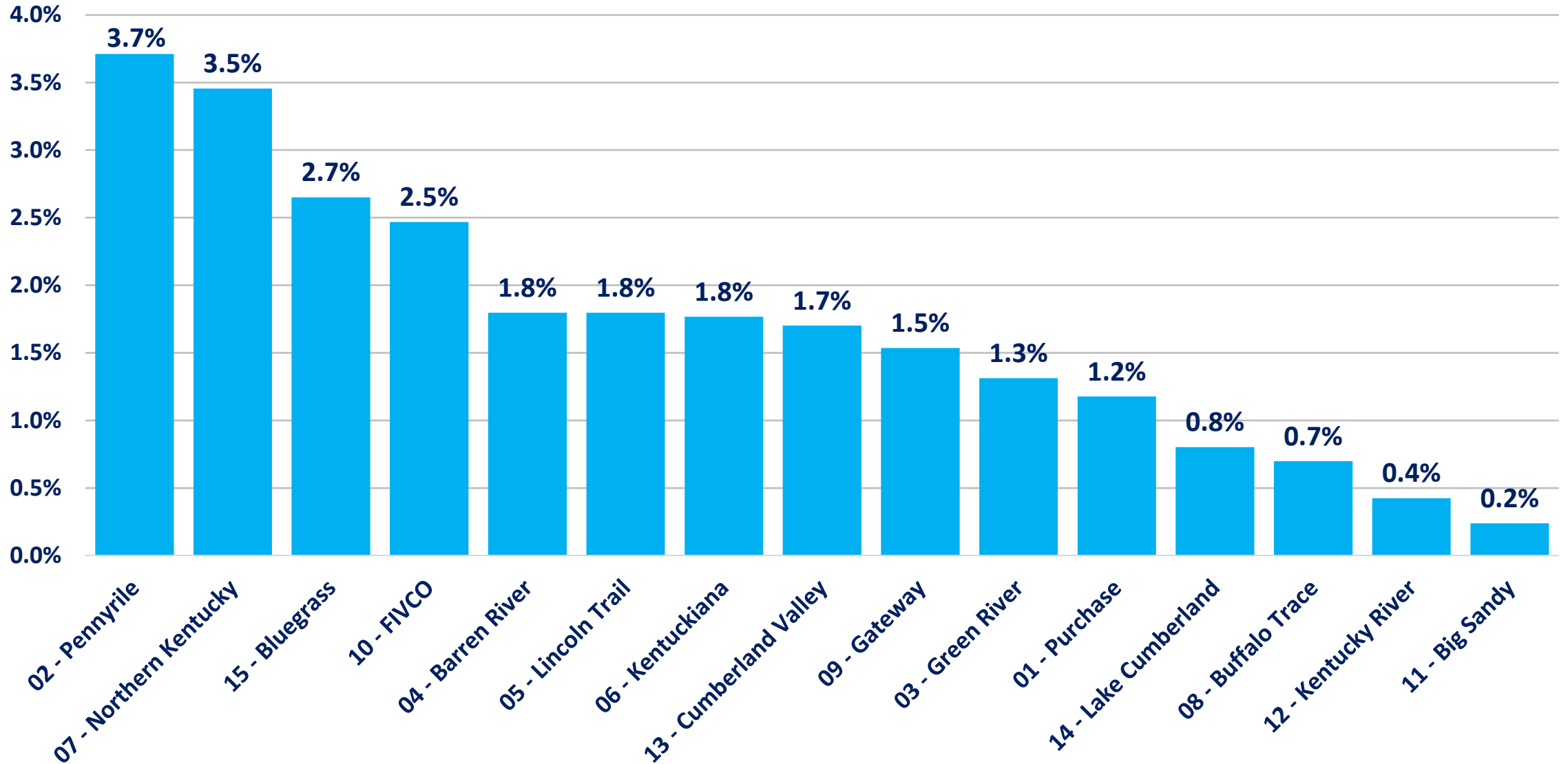
[mschutze@kyha.com](mailto:mschutze@kyha.com)

# In calendar year 2023, SDOH only 2.1 percent of all Z-Codes.

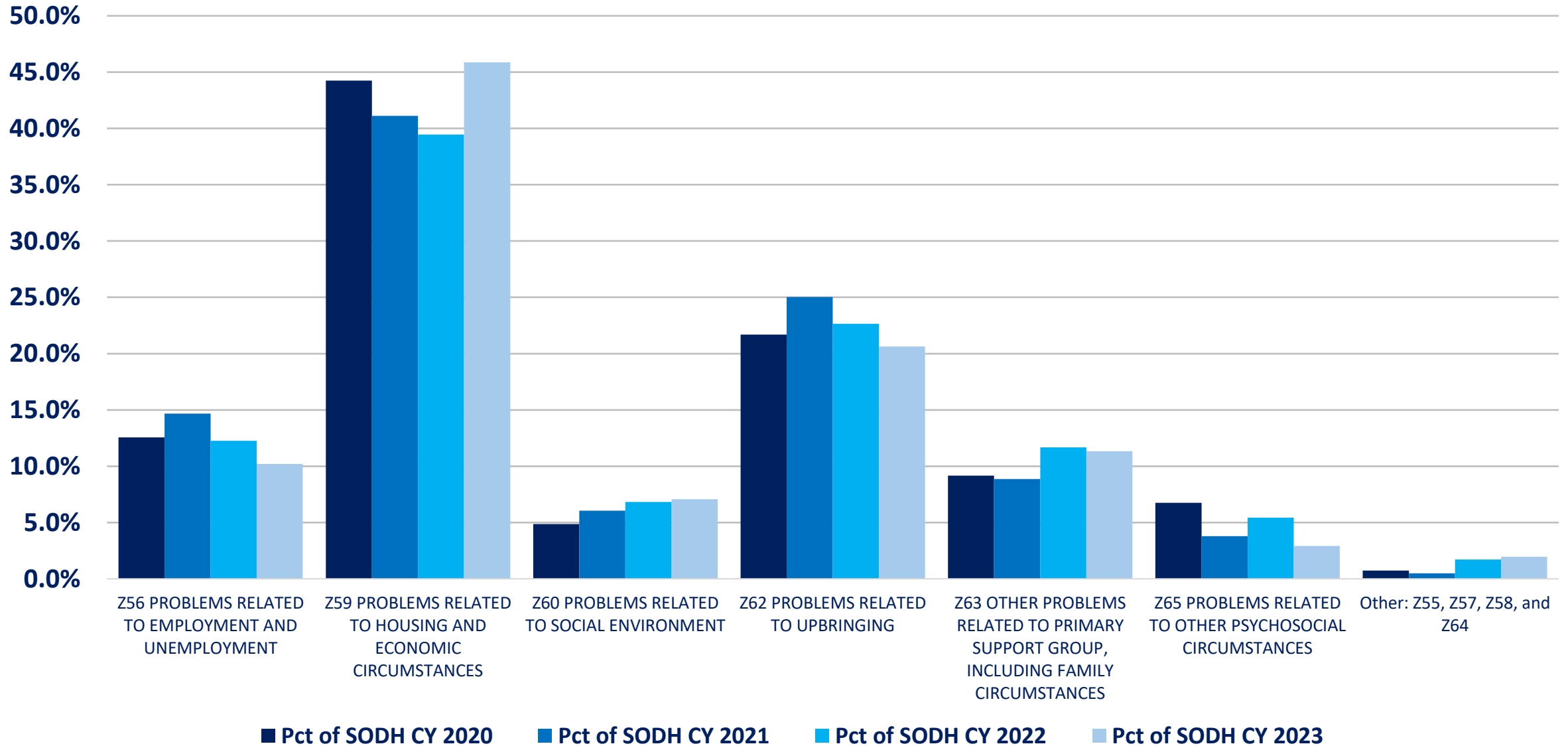




# Regional differences in coding intensity

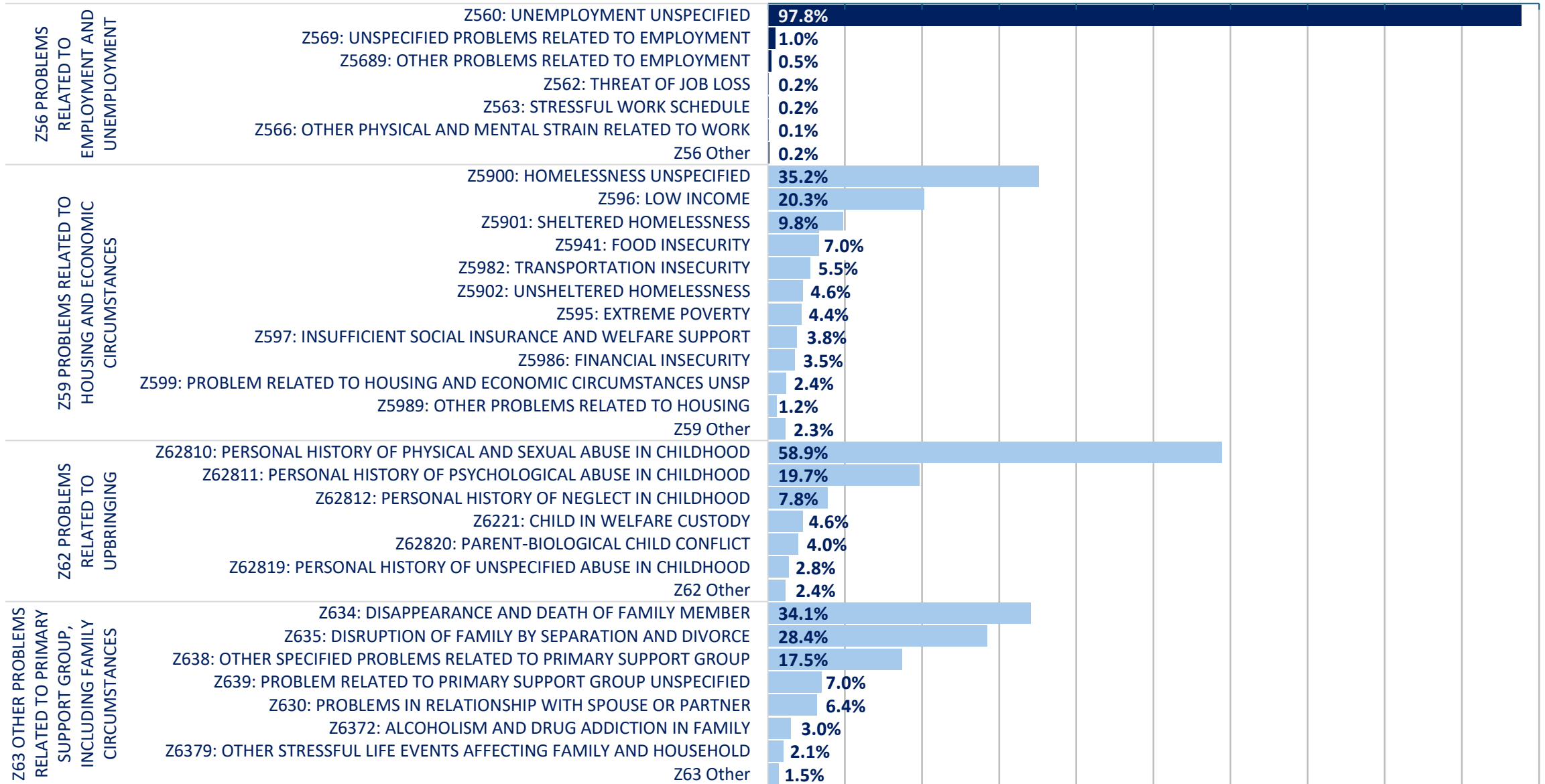


# Z59 and Z62 account for 66.5 pct of all SDoH Codes



# The Top-4 combine to 88.0 percent in CY 2023

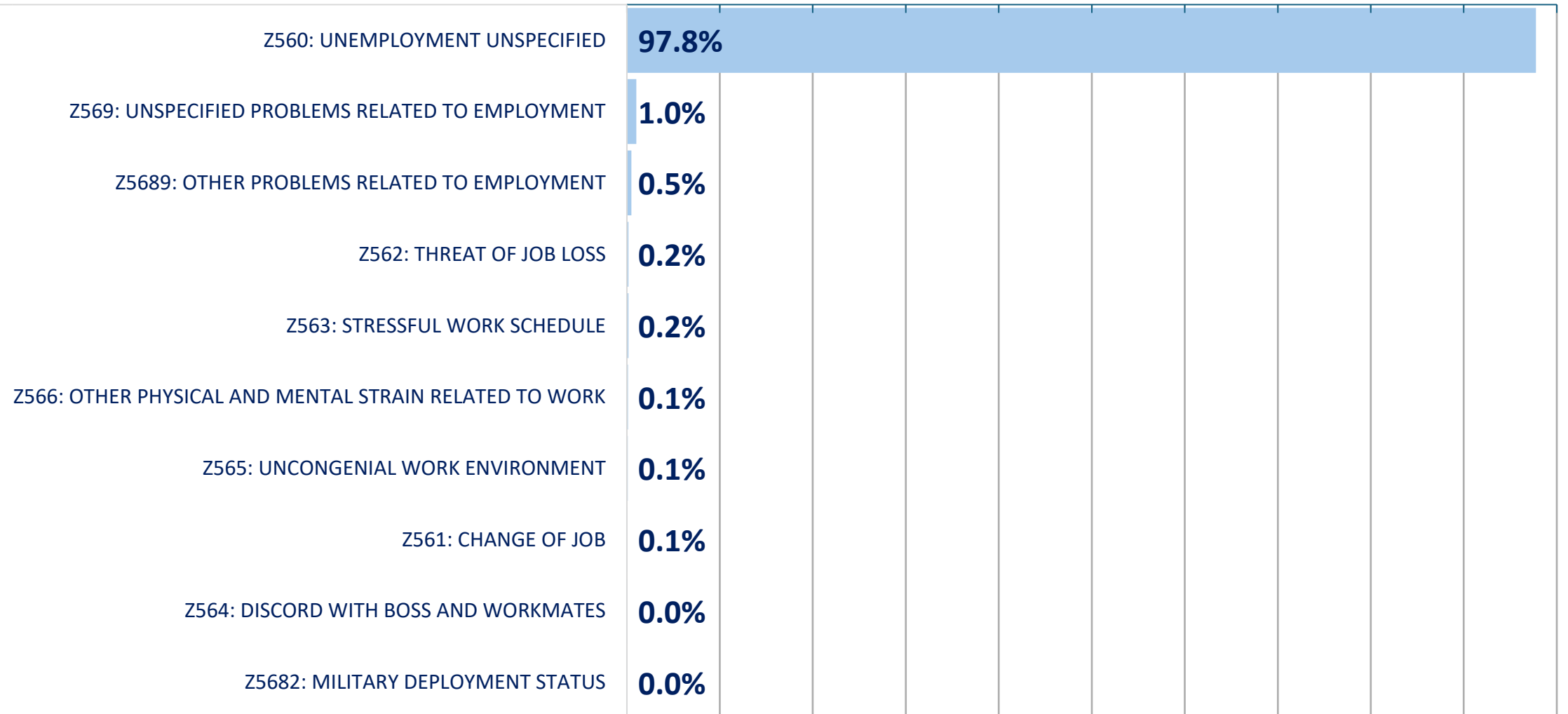
0.0% 10.0% 20.0% 30.0% 40.0% 50.0% 60.0% 70.0% 80.0% 90.0% 100.0%



# Z56 Employment and Unemployment

0.0% 10.0% 20.0% 30.0% 40.0% 50.0% 60.0% 70.0% 80.0% 90.0% 100.0%

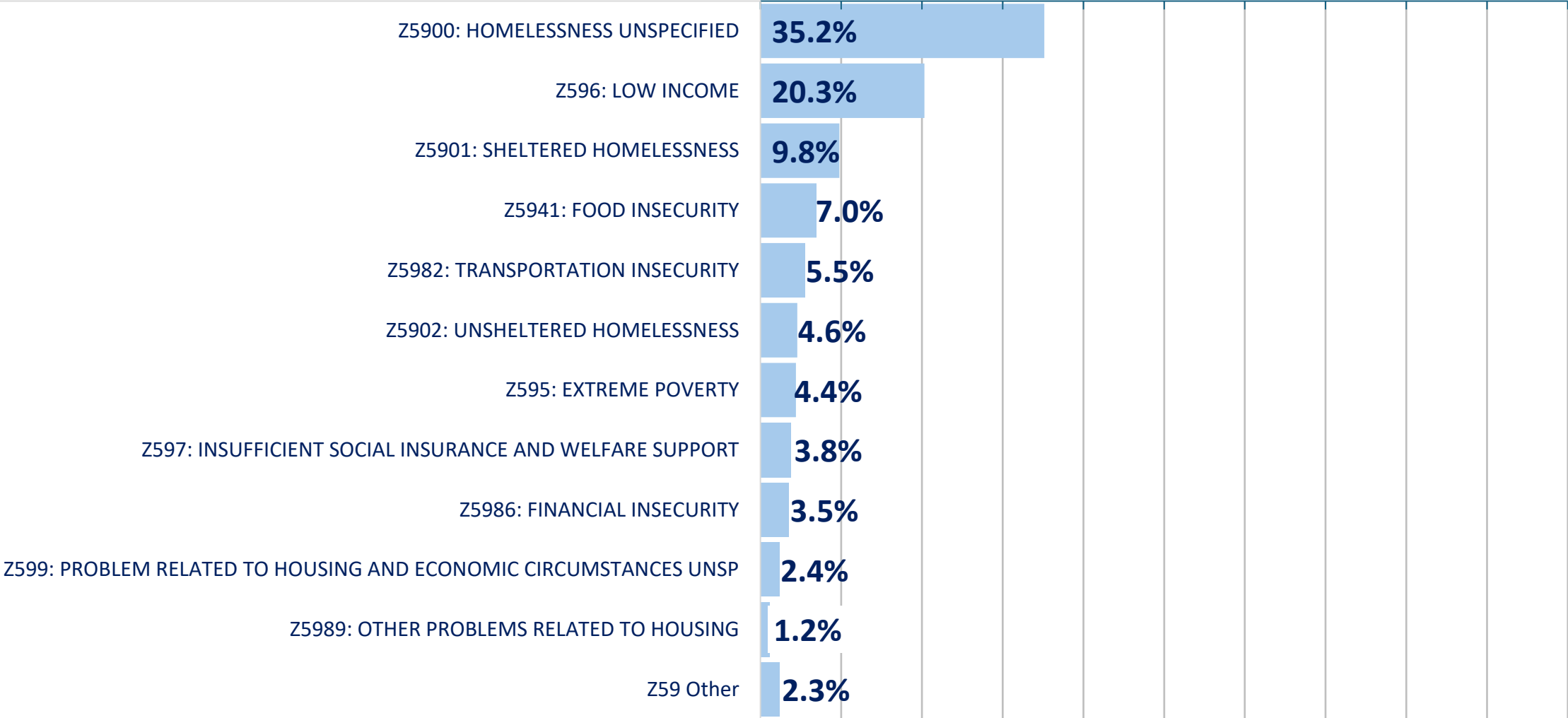
Z56 PROBLEMS RELATED TO EMPLOYMENT AND UNEMPLOYMENT



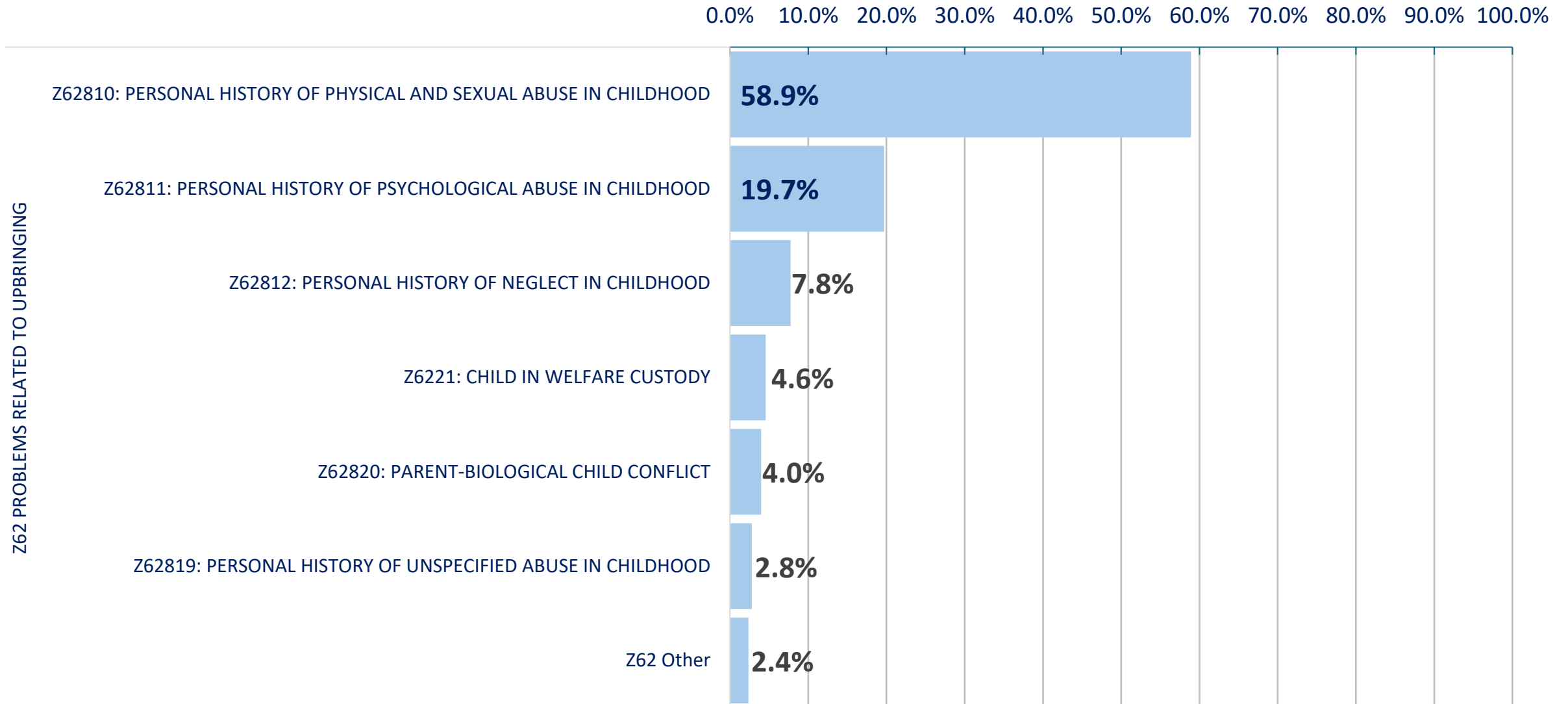
# Z59 Housing and Economic Circumstances

0.0% 10.0% 20.0% 30.0% 40.0% 50.0% 60.0% 70.0% 80.0% 90.0% 100.0%

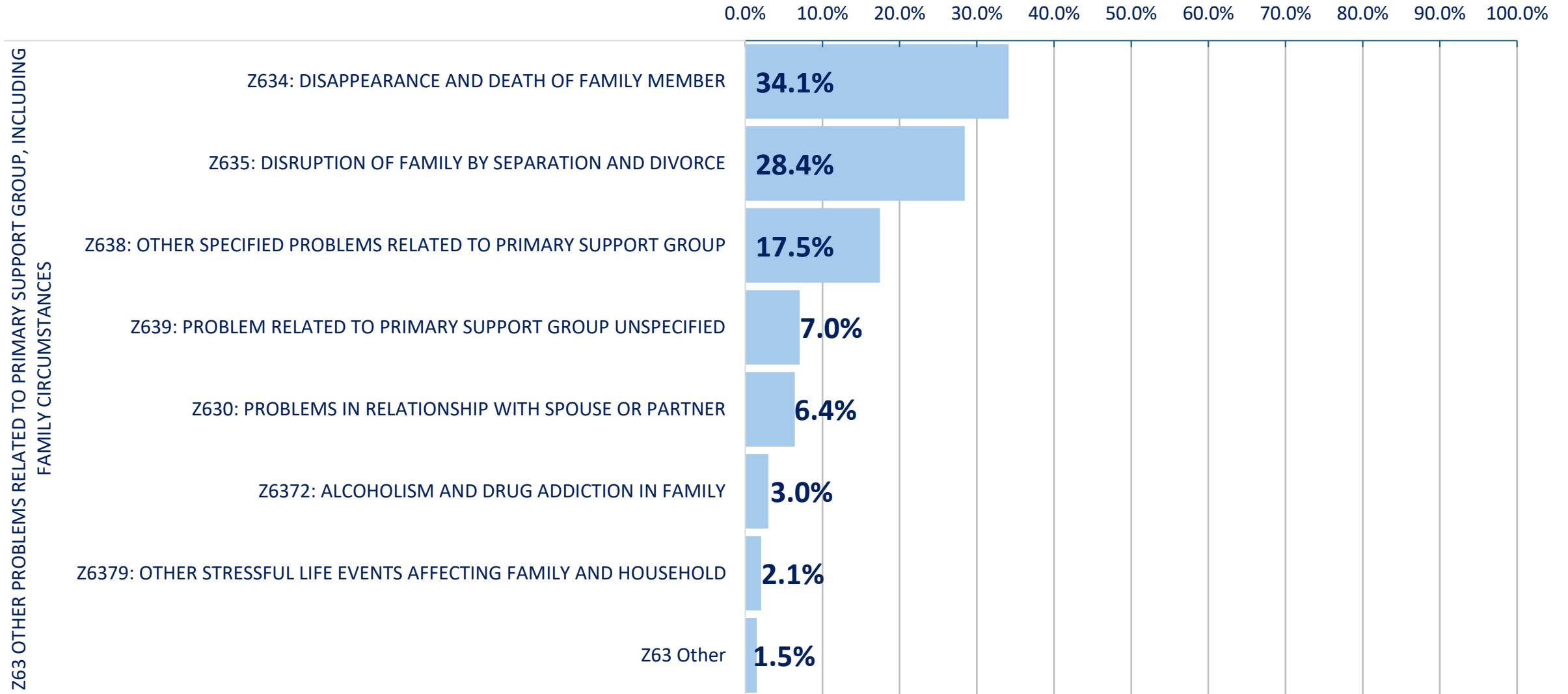
Z59 PROBLEMS RELATED TO HOUSING AND ECONOMIC CIRCUMSTANCES



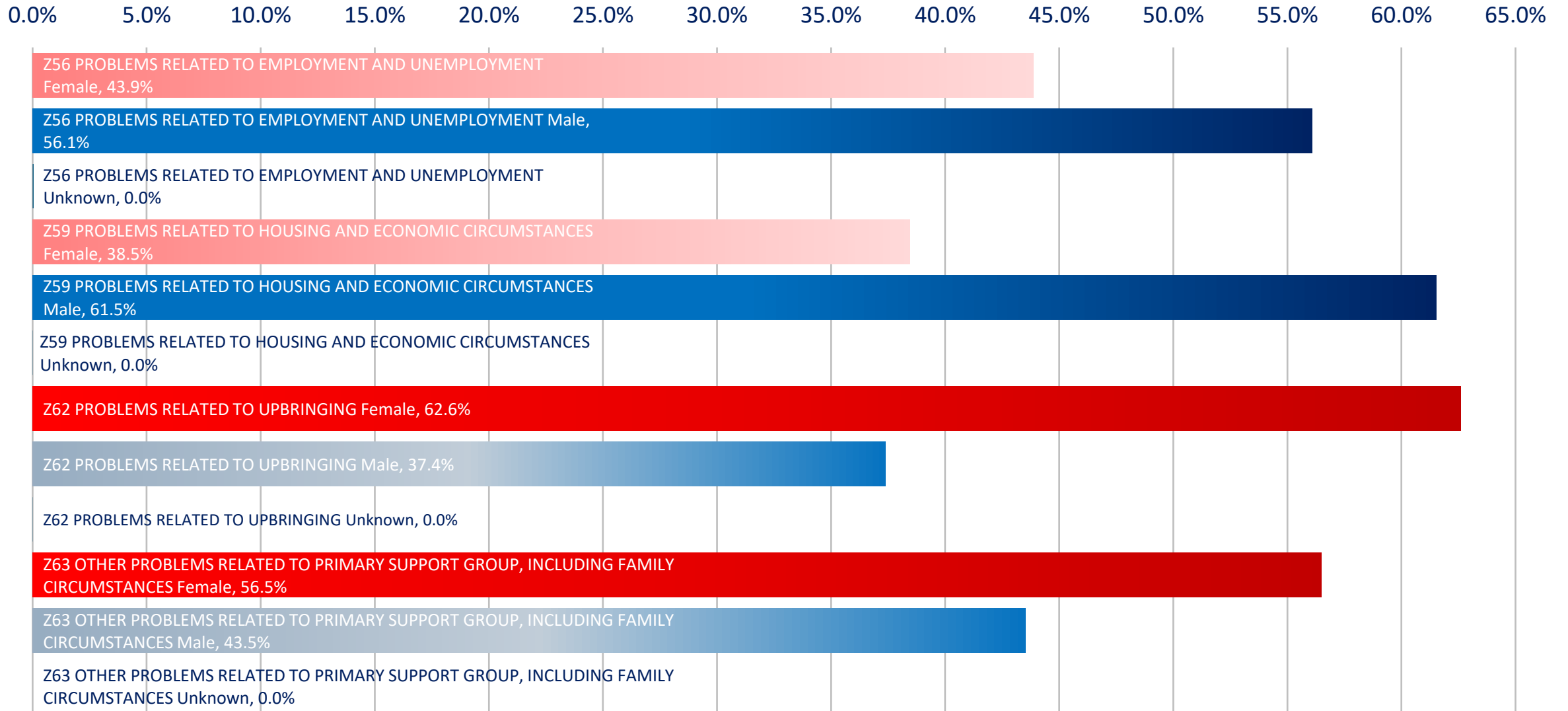
# Z62 Upbringing



# Z63 Primary Support Group



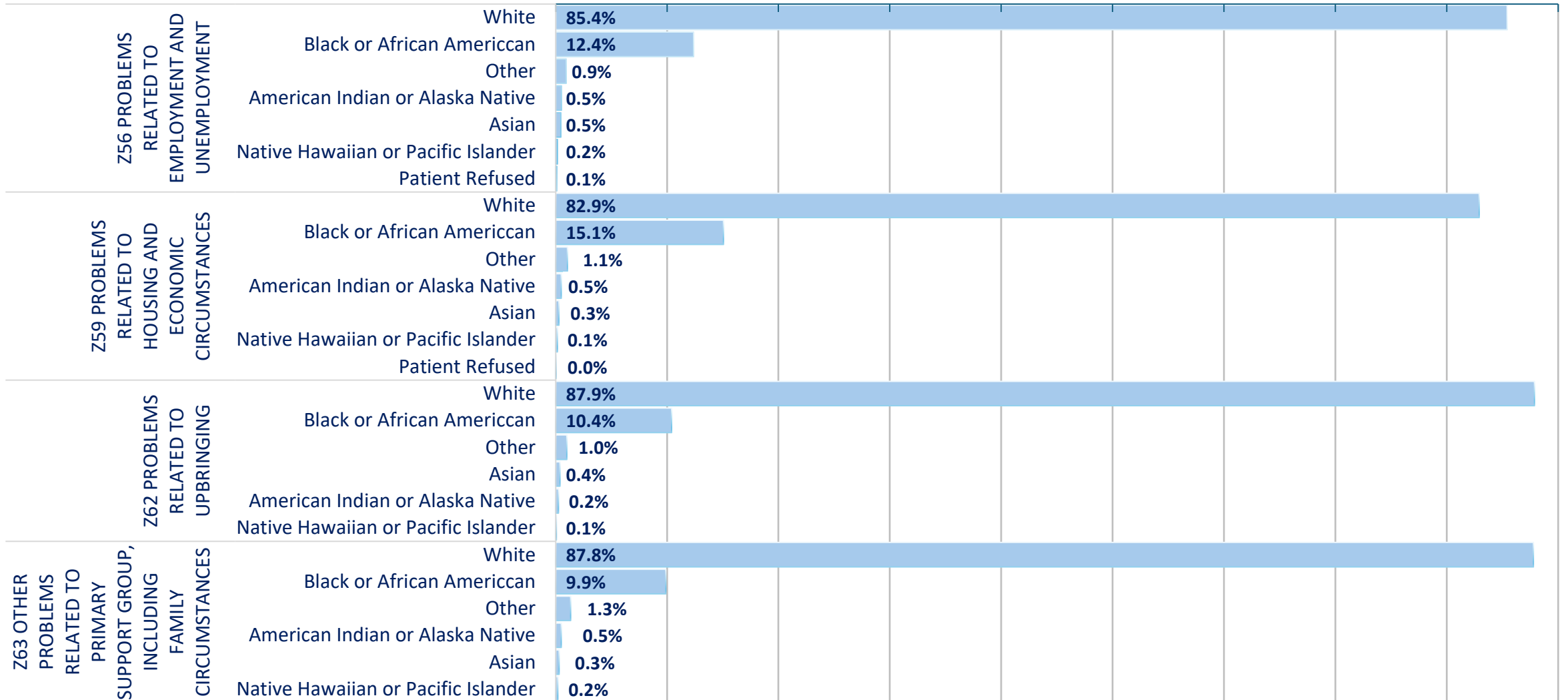
# Gender Differences





# Racial Disparities

0.0% 10.0% 20.0% 30.0% 40.0% 50.0% 60.0% 70.0% 80.0% 90.0%



**To Be Continued...**

**Putting the “Z” in “E-Z”:  
Using Z-Codes (and Acing Your Documentation!)  
for Social Drivers of Health**

*with*

**Karen Scott, MEd, RHIA, CCS-P, CPC, FAHIMA**

Coming May 14th, 2024

11 a.m. - 12 noon EST

# References:

---

1. Cartmell, E. H. (2022). *KY Tobacco Prevention & Cessation Program A Presentation for the Tobacco Settlement Agreement Fund Oversight Committee*. Legislative Research Commission.  
[https://apps.legislature.ky.gov/CommitteeDocuments/261/12883/Tobacco Research and Development Center Quarterly Report for April 1-June 30 2020.pdf](https://apps.legislature.ky.gov/CommitteeDocuments/261/12883/Tobacco%20Research%20and%20Development%20Center%20Quarterly%20Report%20for%20April%201-June%2030%202020.pdf)
2. The Centers for Medicare and Medicaid Services. (2023, December 18). *CMS Framework for Health Equity*. CMS.gov.  
<https://www.cms.gov/priorities/health-equity/minority-health/equity-programs/framework>
3. The Centers for Medicare and Medicaid Services. (2023, December). *The AHC health-related social needs screening tool*. The Accountable Health Communities Health-Related Social Needs Screening Tool.  
<https://www.cms.gov/priorities/innovation/files/worksheets/ahcm-screeningtool.pdf>
4. Helhoski , A. (2024b, January 25). *What is the median household income?*. NerdWallet.  
<https://www.nerdwallet.com/article/finance/median-household-income#:~:text=Updated%20on%20Sept.,from%202021%20estimates%20of%20%2476%2C330.>
5. [KY\\_Caid\\_Prov\\_Social\\_Determinants\\_of\\_Health\\_SDOH\\_Eng\\_2023\\_R.pdf](#)
6. KYNECT benefits. (n.d.). *KYNECT benefits*. Kynect. [https://kynect.ky.gov/benefits/s/prescreening?language=en\\_US](https://kynect.ky.gov/benefits/s/prescreening?language=en_US)
7. Tiffany Ferguson, L. (2023, April 24). *Developing story: CMS recognizes homeless as a CC*. MedLearn Publishing.  
<https://icd10monitor.medlearn.com/developing-story-cms-recognizes-homeless-as-a-cc/>
8. UK Center for Business and Economic Research. (2024). *Center for Business and Economic Research*. Center for Business and Economic Research. <https://cber.uky.edu/social-determinants-health>

# Questions

